


How Not to Travel to Burma by Motorcycle: A Comprehensive Guide to Avoiding Costly Mistakes

:

Embarking on a motorcycle adventure through Burma (Myanmar) promises an unforgettable journey amidst its pristine landscapes and vibrant culture. However, meticulous planning is paramount to ensure a safe and enjoyable experience. This comprehensive guide highlights potential pitfalls and provides invaluable advice to help travelers avoid common mistakes that could mar their expedition.



The Wrong Way Round: How Not to Travel to Burma by Motorcycle by Andrew Benfield

★★★★☆ 4.4 out of 5

Language : English
File size : 32048 KB
Text-to-Speech : Enabled
Screen Reader : Supported
Enhanced typesetting : Enabled
Word Wise : Enabled
Print length : 335 pages
Lending : Enabled



1. Neglecting Legal Requirements

a. Visa and Passport:

* Secure a valid visa before your departure. * Ensure your passport has at least six months of validity.

b. Motorcycle Import Permit:

* Obtain an import permit for your motorcycle at the border or designated customs office. * Failure to do so may result in fines or the confiscation of your vehicle.

c. Driver's License:

* Carry a valid driver's license for motorcycles. * An International Driving Permit (IDP) is recommended for non-Burmese citizens.

2. Ignoring Safety Precautions

a. Helmet Use:

* Wearing a helmet is mandatory in Burma. * Opt for a full-face helmet for optimal protection.

b. Motorcycle Maintenance:

* Ensure your motorcycle is in good working condition before the trip. * Carry essential tools and spare parts for minor repairs.

c. Road Conditions:

* Be aware of challenging road conditions, including potholes, loose gravel, and livestock crossings. * Ride cautiously and within your limits.

d. Other Gear:

* Pack appropriate clothing and footwear for all weather conditions. * Bring a first-aid kit and emergency supplies.

3. Overestimating Distances

a. Accurate Planning:

* Utilize reliable maps and navigation aids to plan distances accurately. * Allow ample time for rest stops and unexpected delays.

b. Road Closures:

* Check for road closures or detours before your departure. * Be prepared for alternative routes or extended travel times.

c. Fuel Availability:

* Gas stations are not always readily available in remote areas. * Carry extra fuel or plan your stops accordingly.

4. Underestimating Expenses

a. Motorcycle Expenses:

* Factor in costs such as fuel, maintenance, and potential repairs. * Consider renting a motorcycle if your own is not suitable for the terrain.

b. Accommodation:

* Accommodations range from budget guesthouses to upscale hotels. *
Book ahead during peak season or in highly touristic areas.

c. Food and Drinks:

* Local food and drinks are affordable, but imported goods can be expensive. * Stock up on essential supplies in major cities.

d. Other Expenses:

* Allow for unexpected costs such as visa extensions, souvenirs, and medical expenses.

5. Dismissing Local Customs

a. Cultural Sensitivity:

* Respect Burmese customs, beliefs, and traditions. * Be mindful of appropriate dress and behavior.

b. Language Barriers:

* Learn basic Burmese phrases for essential communication. * Carry a translation app or dictionary for assistance.

c. Photography Etiquette:

* Ask permission before taking photographs of people. * Avoid taking pictures of sensitive areas such as military installations.

d. Religious Respect:

* Visit temples and monasteries with appropriate attire and behavior. *
Remove shoes and cover your shoulders and legs.

6. Misjudging Timeframes

a. Peak Season Considerations:

* Travel during the dry season (October to April) for optimal road conditions.
* Be aware of extended travel times and increased costs during peak season.

b. Visas and Permits:

* Allow ample time for visa and permit applications. * Delays may occur during peak season or for special permits.

c. Motorcycle Performance:

* Account for potential motorcycle breakdowns and delays. * Build in extra time for repairs and contingencies.

7. Overlooking Insurance

a. Motorcycle Insurance:

* Secure comprehensive motorcycle insurance to cover accidents, theft, and damage. * Check the coverage limits and ensure they are adequate.


b. Travel Insurance:

* Obtain comprehensive travel insurance that covers medical expenses, trip cancellations, and lost luggage. * Consider adding additional coverage for

motorcycle-related incidents.

:

Traveling to Burma by motorcycle offers a unique and immersive experience. However, meticulous planning and attention to detail are essential to mitigate potential risks and ensure a safe and enjoyable journey. By adhering to these comprehensive guidelines, travelers can avoid common pitfalls and fully relish the wonders of this captivating country. Remember, the adventure is not merely about reaching the destination but about embracing the challenges and experiences along the way.



The Wrong Way Round: How Not to Travel to Burma by Motorcycle by Andrew Benfield

★★★★☆ 4.4 out of 5


Language : English
File size : 32048 KB
Text-to-Speech : Enabled
Screen Reader : Supported
Enhanced typesetting : Enabled
Word Wise : Enabled
Print length : 335 pages
Lending : Enabled





Fierce Attachments: A Memoir by Vivian Gornick - A Journey of Self-Discovery, Love, and Loss

Vivian Gornick's *Fierce Attachments* is a powerful and moving memoir that explores the complexities of female friendship, love, and loss. With unflinching honesty and a keen...



Primer for America's Favorite Wilderness: A Comprehensive Guide to the Great Outdoors

In the vast tapestry of the American landscape, wilderness areas stand as beacons of unspoiled beauty, offering a sanctuary for wildlife and a...