

With More Than 300 Drivers Test Questions And Answers For Florida Dmv Written

Are you preparing for your Florida Department of Motor Vehicles (DMV) written test? If so, you're in the right place! This comprehensive guide provides over 300 questions and answers to help you ace your exam and earn your driver's license.



2024 FLORIDA DMV PERMIT TEST: With more than 300 Drivers test questions and answers for Florida DMV written Exam: 2024 Drivers Permit/License Study Book

by vitalis. I. Valentine

★★★★★ 5 out of 5

Language : English
File size : 858 KB
Text-to-Speech : Enabled
Enhanced typesetting : Enabled
Word Wise : Enabled
Print length : 108 pages
Lending : Enabled
Screen Reader : Supported



Traffic Laws and Regulations

- What is the legal blood alcohol concentration (BAC) limit in Florida?

KNOW YOUR LIMIT

Approximate Blood Alcohol Content (BAC) In One Hour

Source: National Highway Traffic Safety Administration

Drinks	Body Weight In Pounds								Influenced
	100	120	140	160	180	200	220	240	
1	.04	.03	.03	.02	.02	.02	.02	.02	Possibly
2	.08	.06	.05	.05	.04	.04	.03	.03	
3	.11	.09	.08	.07	.06	.06	.05	.05	Impaired
4	.15	.12	.11	.09	.08	.08	.07	.06	
5	.19	.16	.15	.12	.11	.09	.09	.08	Legally Intoxicated
6	.23	.19	.16	.14	.13	.11	.10	.09	
7	.26	.22	.19	.16	.15	.13	.12	.11	
8	.30	.25	.21	.19	.17	.15	.14	.13	
9	.34	.28	.24	.21	.19	.17	.15	.14	

0.08%

- What is the speed limit in a school zone when children are present?



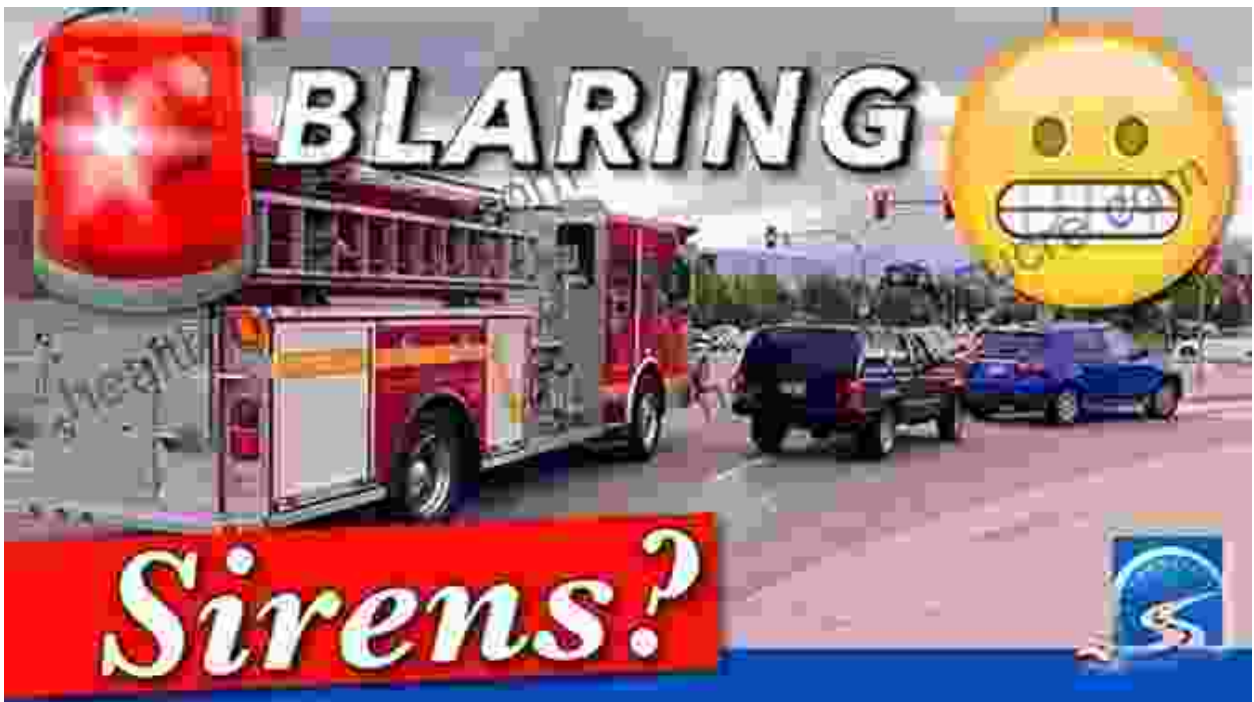
20 mph

- Can you use your cell phone while driving in Florida?



No, unless using a hands-free device

- **What should you do if you see an emergency vehicle with its lights and siren activated?**



Pull over to the side of the road and stop

- Is it legal to make a U-turn at a red light in Florida?



No

Road Signs

- What does this sign mean?



Yield the right of way

- What does this sign mean?



Come to a complete stop

- What does this sign mean?





Maximum speed limit

- What does this sign mean?

FREE DMV TEST

U.S. Road Signs

What do the signs mean? Mark the correct checkbox

		
<p>This sign is used for:</p> <input type="checkbox"/> Left turns only <input type="checkbox"/> Left and right turns <input type="checkbox"/> Reversible traffic <input type="checkbox"/> Carpooling	<p>You should expect:</p> <input type="checkbox"/> A winding highway <input type="checkbox"/> A slippery pavement <input type="checkbox"/> Two sharp turns <input type="checkbox"/> A detour	<p>You may proceed in this direction:</p> <input type="checkbox"/> If keeping left <input type="checkbox"/> If using the shoulder: <input type="checkbox"/> If driving slowly <input type="checkbox"/> Under no circumstances
		
<input type="checkbox"/> Merge right <input type="checkbox"/> Right turns only <input type="checkbox"/> Keep right <input type="checkbox"/> Added lane	<input type="checkbox"/> Low underpass <input type="checkbox"/> Narrow bridge <input type="checkbox"/> One lane bridge <input type="checkbox"/> Bicycle crossing	<input type="checkbox"/> Sharp turn <input type="checkbox"/> Reduction of lanes <input type="checkbox"/> Two-way traffic <input type="checkbox"/> Side road on right
		
<p>This sign means:</p> <input type="checkbox"/> Work zone ahead <input type="checkbox"/> Shoulder drop-off <input type="checkbox"/> Wrong way <input type="checkbox"/> Pavement changes	<p>Traffic in right lane:</p> <input type="checkbox"/> Can go left or straight <input type="checkbox"/> Must turn left <input type="checkbox"/> Can go right or straight <input type="checkbox"/> Must go straight	<p>You should:</p> <input type="checkbox"/> Be prepared to stop <input type="checkbox"/> Expect a traffic signal <input type="checkbox"/> Keep left <input type="checkbox"/> Stop immediately

No parking allowed

- What does this sign mean?



Pedestrians crossing

Vehicle Operation

- What should you do before changing lanes?



Check your blind spot

- What should you do if you encounter a roundabout?



Yield to traffic already in the roundabout

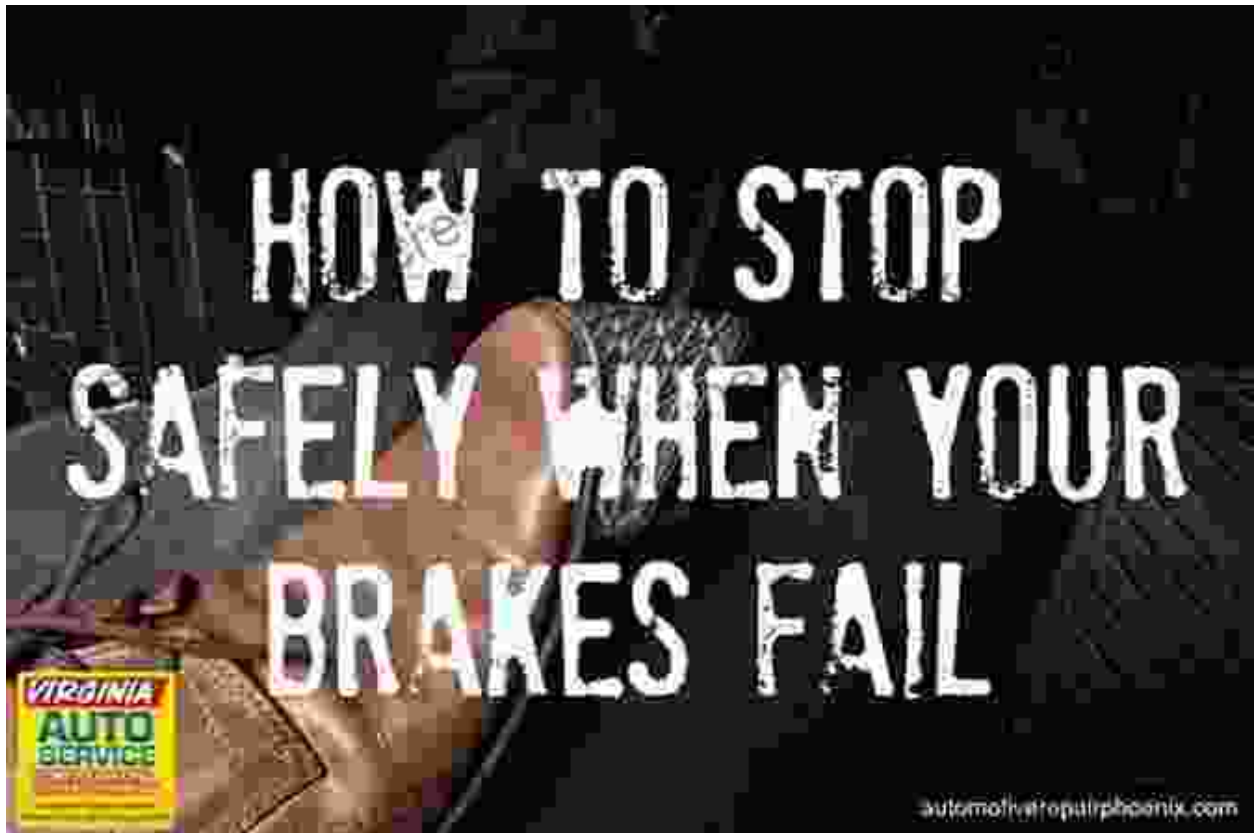
- How far behind the vehicle in front of you should you follow?

Stopping Distance



At least two seconds

- What should you do if your brakes fail?



Downshift and use the emergency brake

- What should you do if you have a flat tire?



Pull over to a safe location and change the tire

Additional Resources

- Florida DMV Driver's License Application
- Florida Driver's Handbook
- Free Florida DMV Practice Test

By thoroughly reviewing these questions and answers, you can increase your confidence and prepare yourself for success on your Florida DMV written test. Remember to practice as much as possible and utilize additional resources to enhance your knowledge and skills.

Good luck on your exam!



2024 FLORIDA DMV PERMIT TEST: With more than 300 Drivers test questions and answers for Florida DMV written Exam: 2024 Drivers Permit/License Study Book

by vitalis. I. Valentine


★★★★★ 5 out of 5

Language : English
File size : 858 KB
Text-to-Speech : Enabled
Enhanced typesetting : Enabled
Word Wise : Enabled
Print length : 108 pages
Lending : Enabled
Screen Reader : Supported



Fierce Attachments: A Memoir by Vivian Gornick - A Journey of Self-Discovery, Love, and Loss

Vivian Gornick's *Fierce Attachments* is a powerful and moving memoir that explores the complexities of female friendship, love, and loss. With unflinching honesty and a keen...



Primer for America's Favorite Wilderness: A Comprehensive Guide to the Great Outdoors

In the vast tapestry of the American landscape, wilderness areas stand as beacons of unspoiled beauty, offering a sanctuary for wildlife and a...